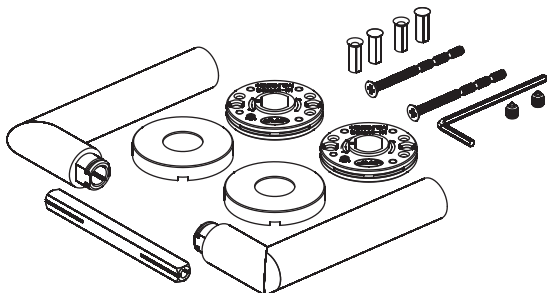
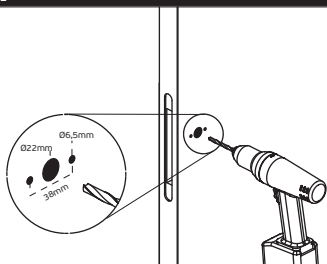


RC08M / QC08M

**ROSETA /
ROSE /
ROSETTE /
ROSETA**



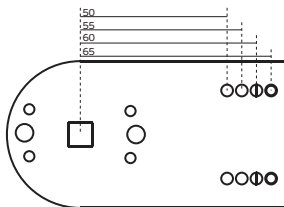
1



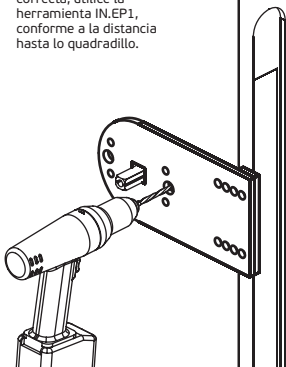
Para efectuar a furação correta deve utilizar a ferramenta **IN.EP1**, conforme distância à quadra /

To perform a correct drilling, use the IN.EP1 tool, depending on the door backset /

Para realizar una perforación correcta, utilice la herramienta IN.EP1, conforme a la distancia hasta lo quadradillo.



IN.EP1 (Opcional- não incluído /
Optional - not included / Opcional - no incluso)




2


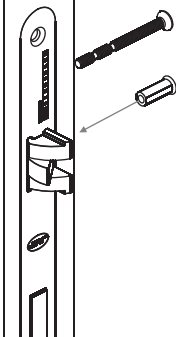

Para garantir posição correcta da roseta deve-se utilizar ferramenta IN.EP2 (não incluída) /

To make a correct rose installation use the professional tooling IN.EP2 (not included) /

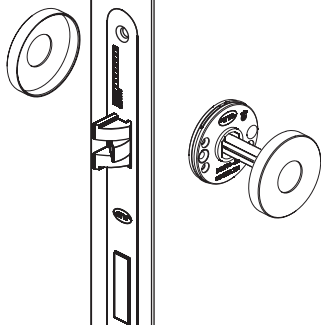
Para una instalación correcta de las rosetas, usar la herramienta IN.EP2 (no incluida).



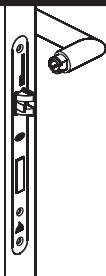
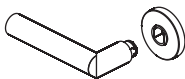
3



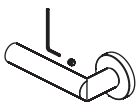
4



5



6



J. Neves & Filhos

Comércio e Indústria de Ferragens, S.A.

Rua das Mimosas, 849/851

Zona Industrial das Mimosas

S. Pedro da Cova | Ap. 75

4424-909 Gondomar PORTUGAL

jnf@jnf.pt | www.jnf.pt