

# SOLUÇÕES DE FERRAGENS PARA CABINES DE VIDRO / GLASS HARDWARE SOLUTIONS FOR CABINS / SOLUCIONES DE HERRAJES PARA CABINAS DE CRISTAL



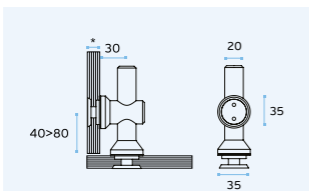
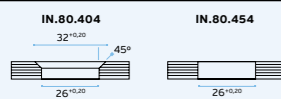
**IN.80.404**  
**IN.80.454**

**Suporte vidro - vidro /**  
Glass - glass connector /  
Soporte cristal - cristal.



**MATERIAL:** EN 1.4401 / AISI 316

**ACABAMENTO / FINISH / ACABADO**  
**STANDARD:** SATINADO / SATIN / SATIN



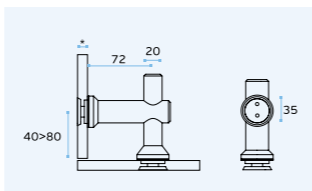
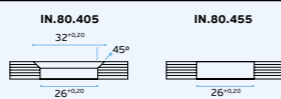
**IN.80.405**  
**IN.80.455**

**Suporte vidro - vidro /**  
Glass - glass connector /  
Soporte cristal - cristal.



**MATERIAL:** EN 1.4401 / AISI 316

**ACABAMENTO / FINISH / ACABADO**  
**STANDARD:** SATINADO / SATIN / SATIN



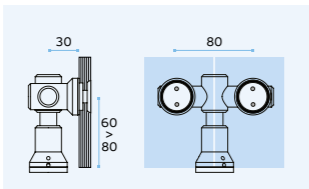
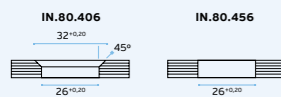
**IN.80.406**  
**IN.80.456**

**Suporte pavimento ou tecto - vidro /**  
Ground or ceiling - glass connector /  
Soporte suelo o techo - cristal.



**MATERIAL:** EN 1.4401 / AISI 316

**ACABAMENTO / FINISH / ACABADO**  
**STANDARD:** SATINADO / SATIN / SATIN



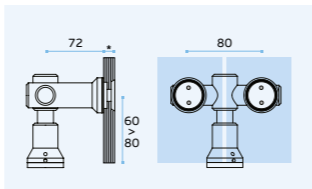
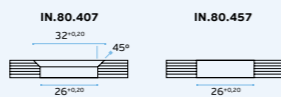
**IN.80.407**  
**IN.80.457**

**Suporte pavimento ou tecto - vidro /**  
Ground or ceiling - glass connector /  
Soporte suelo o techo - cristal.



**MATERIAL:** EN 1.4401 / AISI 316

**ACABAMENTO / FINISH / ACABADO**  
**STANDARD:** SATINADO / SATIN / SATIN



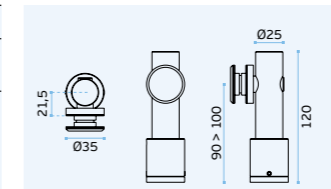
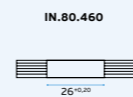
**IN.80.460**

**Suporte de vidro ajustável /**  
Adjustable glass support /  
Soporte cristal ajustable.



**MATERIAL:** EN 1.4401 / AISI 316

**ACABAMENTO / FINISH / ACABADO**  
**STANDARD:** SATINADO / SATIN / SATIN



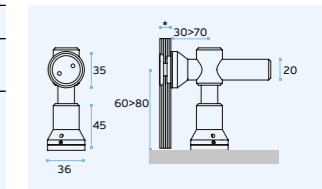
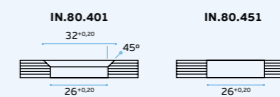
**IN.80.401**  
**IN.80.451**

**Suporte pavimento ou tecto - vidro /**  
Ground or ceiling - glass connector /  
Soporte suelo o techo - cristal.



**MATERIAL:** EN 1.4401 / AISI 316

**ACABAMENTO / FINISH / ACABADO**  
**STANDARD:** SATINADO / SATIN / SATIN



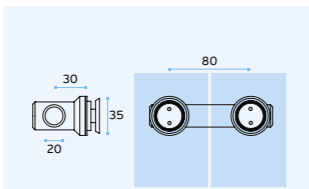
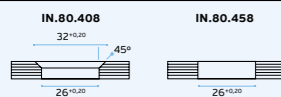
**IN.80.408**  
**IN.80.458**

**Suporte vidro - vidro /**  
Glass - glass connector /  
Soporte cristal - cristal.



**MATERIAL:** EN 1.4401 / AISI 316

**ACABAMENTO / FINISH / ACABADO**  
**STANDARD:** SATINADO / SATIN / SATIN



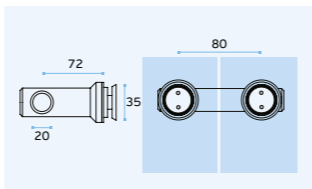
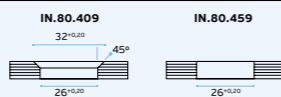
**IN.80.409**  
**IN.80.459**

**Suporte vidro - vidro /**  
Glass - glass connector /  
Soporte cristal - cristal.



**MATERIAL:** EN 1.4401 / AISI 316

**ACABAMENTO / FINISH / ACABADO**  
**STANDARD:** SATINADO / SATIN / SATIN



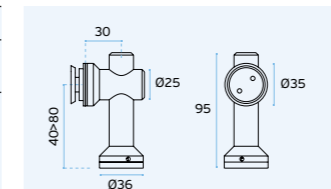
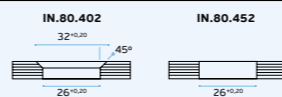
**IN.80.402**  
**IN.80.452**

**Suporte pavimento ou tecto - vidro /**  
Ground or ceiling - glass connector /  
Soporte suelo o techo - cristal.



**MATERIAL:** EN 1.4401 / AISI 316

**ACABAMENTO / FINISH / ACABADO**  
**STANDARD:** SATINADO / SATIN / SATIN



**IN.80.403**  
**IN.80.453**

**Suporte pavimento ou tecto - vidro /**  
Ground or ceiling - glass connector /  
Soporte suelo o techo - cristal.



**MATERIAL:** EN 1.4401 / AISI 316

**ACABAMENTO / FINISH / ACABADO**  
**STANDARD:** SATINADO / SATIN / SATIN

